



RetroUI Enforce™ v2.3 - Keyboard Shortcuts

RetroUI Enforce™ - Keyboard Shortcuts:

- F3 Search
- F4 Close current Windows Store App
- F7 Task Switcher
- F8 Enforce automatic window resizing - Enable/Disable
- F9 Charms Bar
- F10 Lock Workstation
- F12 Resize Windows 8 App




Windows Key on the Keyboard:
- Return to classic desktop
- Open / Close RetroUI Start menu

Windows 8 (Metro) Hotkeys:

- Ctrl + Esc Open Windows 8 Start Screen
- + Maximize current Windows Store App
- + Minimize / Suspend current Windows Store App
- + Snap ½ screen Left - current Windows Store App
- + Snap ½ screen Right - current Windows Store App

Advanced Enforce™ Hotkeys:

- Ctrl + Alt + F6 Manually save current App window position
- Ctrl + Alt + X Exit / Restart Enforce
- Enforce will restart if enabled in Settings App
- Ctrl + Alt + Home Return to the classic desktop
- this closes Windows 8 Start Screen and minimizes any running Windows 8 Apps
- Ctrl + Alt + Shift + C Clear all stored window positions and restart Enforce



F3
Search


F4
Close App

F7
Task Switcher

F9
Charms Bar


F10
Lock PC

F12
Resize App



Return to classic desktop

✂ Basic Hotkey List



F3
Search


F4
Close App

F7
Task Switcher

F9
Charms Bar


F10
Lock PC

F12
Resize App




Return to classic desktop


✂ Basic Hotkey List




RetroUI Enforce Keyboard Shortcuts

F3 Search F4 Close F7 Task Switcher F9 Charms Bar F10 Lock PC F12 Resize App  Return to classic desktop

✂ Basic Hotkey List



RetroUI Enforce Keyboard Shortcuts

F3 Search F4 Close F7 Task Switcher F9 Charms Bar F10 Lock PC F12 Resize App  Return to classic desktop

✂ Basic Hotkey List